

Now Open for Viewing!

The New UACCH Dashboard!

The image shows a screenshot of the UACCH dashboard website. On the left side, there are five callout boxes with arrows pointing to specific sections of the dashboard:

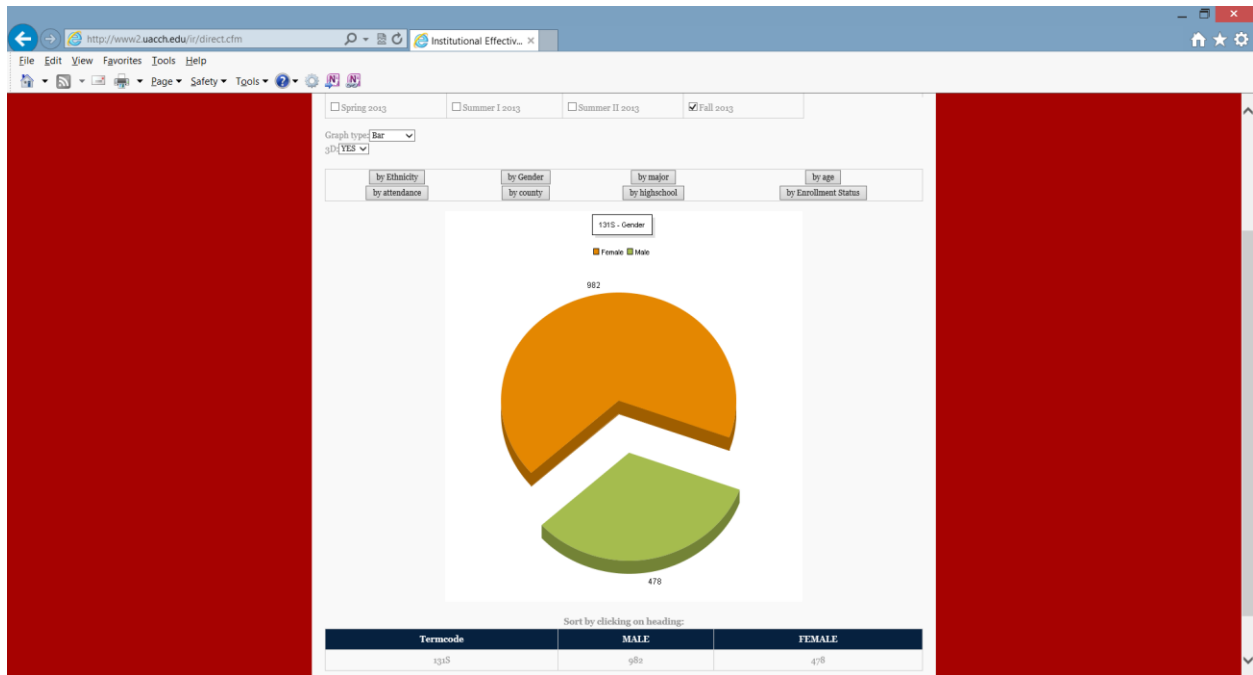
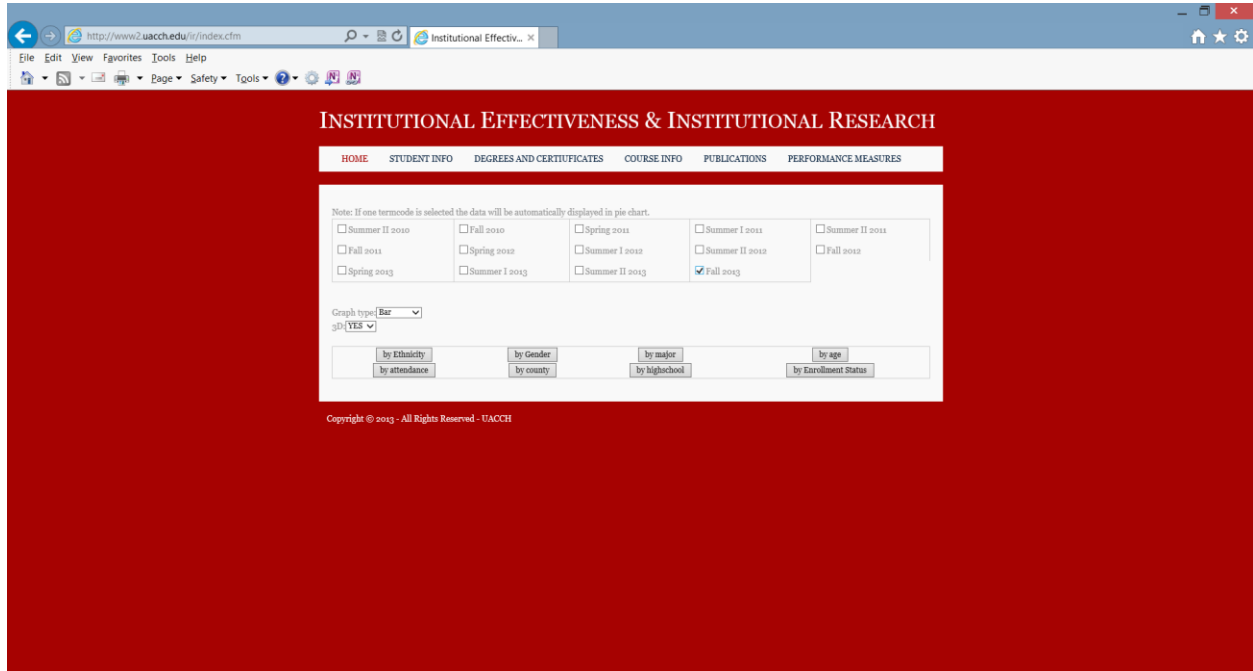
- Student Info**: Points to the 'Student Information' section.
- Degrees**: Points to the 'Degrees and Certificates' section.
- Course Info**: Points to the 'Course Information' section.
- Published Data**: Points to the 'Publications' section.
- Email IR**: Points to the 'Quick Information' section.
- More Links**: Points to the 'Helpful Links' section.

The dashboard itself features a navigation menu at the top with the following items: HOME, STUDENT INFO, DEGREES AND CERTIFICATES, COURSE INFO, REQUEST FORM, and PERFORMANCE MEASURES. Below the navigation menu is a header area with the UACCH logo and a welcome message. The main content area is divided into several sections:

- Overview**: A navigation bar with tabs for OVERVIEW, CURRENT TERM ENROLLMENT, STRATEGIC PLAN, STUDENT SUCCESS STUDIES, and LATEST OFFICE NEWS & EVENTS.
- Student Information**: A section with a photo of students and a 'Read More...' link.
- Degrees and Certificates**: A section with a photo of graduates and a 'Read More...' link.
- Course Information**: A section with a photo of a classroom and a 'Read More...' link.
- Latest News & Events**: A section with a photo of a group of people and a 'Read More...' link.
- The Faces of Data**: A section with a video player and a 'Read More...' link.
- Publications**: A section with a photo of a graduation cap and a 'Read More...' link.
- Quick Information**: A section with a photo of a person and a 'Contact Us if Uncertain' link.
- Helpful Links**: A section with links to the Arkansas Department of Higher Education, Arkansas Department of Education, and National Center for Education Statistics.

At the bottom of the dashboard, there is a quote: "If you can't actually see the faces of your students in data, your data isn't going to help you all that much." attributed to Philip Uri Treisman paraphrasing Bob Moses. The footer contains the text: Copyright © 2013 - All Rights Reserved - UACCH.

Student Information Page



Choose from terms (you can also choose multiple terms and the graph will change the default to a bar or line graph)...choose ethnicity, gender, major, attendance (full-time/part-time), enrollment status (first-time, transfer, etc.), high school, age, or county.

Degrees and Certificates Page

INSTITUTIONAL EFFECTIVENESS & INSTITUTIONAL RESEARCH

HOME STUDENT INFO DEGREES AND CERTIFICATES COURSE INFO PUBLICATIONS PERFORMANCE MEASURES

Note: If one termcode is selected the data will be automatically displayed in pie chart.

<input type="checkbox"/> Summer II 2010	<input type="checkbox"/> Fall 2010	<input type="checkbox"/> Spring 2011	<input type="checkbox"/> Summer I 2011	<input type="checkbox"/> Summer II 2011
<input type="checkbox"/> Fall 2011	<input type="checkbox"/> Spring 2012	<input type="checkbox"/> Summer I 2012	<input checked="" type="checkbox"/> Summer II 2012	<input checked="" type="checkbox"/> Fall 2012
<input checked="" type="checkbox"/> Spring 2013	<input checked="" type="checkbox"/> Summer I 2013			

Graph type: **Bar**

3D: **YES**

OR

Copyright © 2013 - All Rights Reserved - UACCH

I have chosen the previous year's terms to list.

INSTITUTIONAL EFFECTIVENESS & INSTITUTIONAL RESEARCH

HOME STUDENT INFO DEGREES AND CERTIFICATES COURSE INFO PUBLICATIONS PERFORMANCE MEASURES

Note: If one termcode is selected the data will be automatically displayed in pie chart.

<input type="checkbox"/> Summer II 2010	<input type="checkbox"/> Fall 2010	<input type="checkbox"/> Spring 2011	<input type="checkbox"/> Summer I 2011	<input type="checkbox"/> Summer II 2011
<input type="checkbox"/> Fall 2011	<input type="checkbox"/> Spring 2012	<input type="checkbox"/> Summer I 2012	<input checked="" type="checkbox"/> Summer II 2012	<input checked="" type="checkbox"/> Fall 2012
<input checked="" type="checkbox"/> Spring 2013	<input checked="" type="checkbox"/> Summer I 2013			

Graph type: **Bar**

3D: **YES**

OR

Copyright © 2013 - All Rights Reserved - UACCH

Choose from the drop down list to get All graduates or graduates by division. The drop down menu on the right contains each individual degree so you can select only the one that you are interested in. The select what demographic you wish to see (ethnicity, gender, or age).

http://www2.uacchedu.ir/direct2.cfm Institutional Effectiv.. x

File Edit View Favorites Tools Help Page Safety Tools

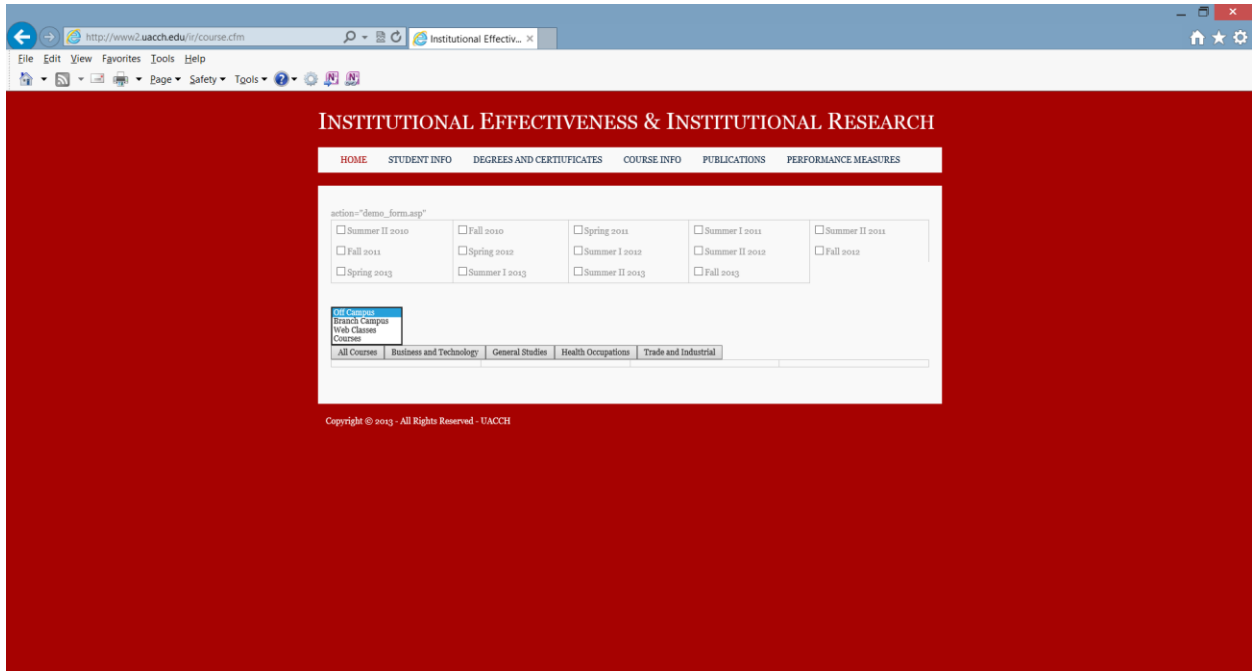
by Ethnicity by Gender by age

Sort by clicking on heading:

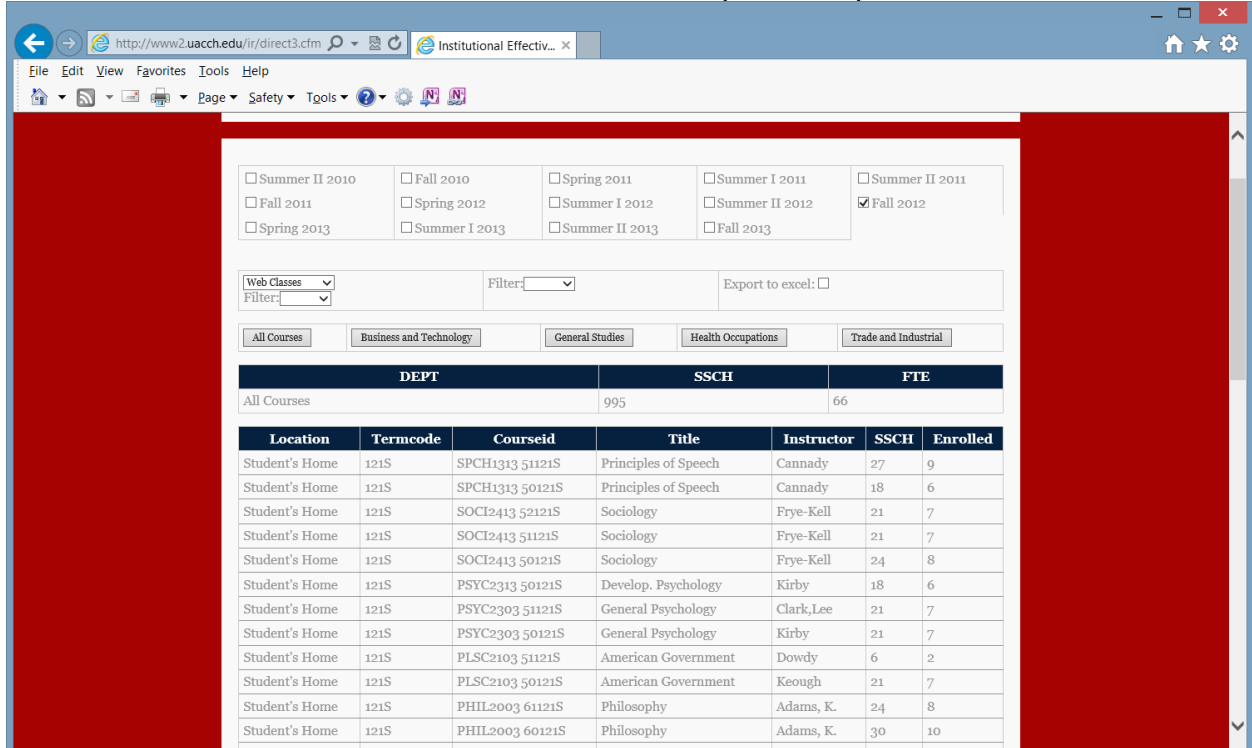
Termcode	Department	Asian	Black	Hispanic	Indian	White	Unknown	Total
114S	TC Ind. Multicraft Maint	0	0	1	0	0	0	1
114S	TC Industrial Electricity	0	0	1	0	0	0	1
114S	TC Air Conditioning & Re	0	0	0	0	1	0	1
114S	Associate of General Studies	0	2	0	0	1	0	3
114S	Associate in Arts in Teaching (AAT)	0	2	1	0	3	0	6
114S	Certificate of General Studies	0	0	1	0	5	0	6
114S	AAS General Technology	0	1	1	0	0	0	2
114S	AAS Funeral Services	0	1	0	0	2	0	3
114S	AA General Education	0	0	1	0	5	0	6
114S	TC Information Systems	0	0	0	0	1	0	1
114S	AAS Information Systems	0	0	0	0	1	0	1
114S	TC Medical Office Management	0	1	0	0	0	0	1
114S	CP Heating, Ventilation & Air Conditioning	0	0	0	0	1	0	1
121S	CP Emergency Medical Technician	0	1	1	0	5	0	7
121S	Child Development Associate	0	7	1	0	2	0	11
121S	AA General Education	0	3	0	0	5	0	8
121S	CP Medical Office Management	0	8	0	0	0	0	8
121S	CP Heating, Ventilation & Air Conditioning	1	6	0	0	4	0	11
121S	AAS Business Technology	0	1	0	0	1	0	2
121S	AAS Early Childhood	0	1	0	0	1	0	2
121S	CP Diesel Technology-Brakes/Power Trains	0	0	0	0	1	0	1
121S	Diesel Technology-Electrical Systems	0	2	0	0	1	0	3
121S	Certificate of Proficiency Chassis Systems	0	4	0	0	4	0	8
121S	CP Diesel Technology-Engine Systems	0	1	0	0	1	0	2
121S	AAS Emergency Medical Technician	0	0	0	0	2	0	2
121S	Paramedics	0	0	0	0	2	0	2
121S	AAS General Technology	0	0	1	0	0	0	1
121S	Associate of Applied Science Nursing	1	3	0	0	12	0	17
121S	Certificate of General Studies	0	3	0	0	7	0	10
121S	TC Health Professions	0	0	0	0	2	0	2
121S	Associate of General Studies	0	1	0	0	2	0	3
121S	Power Plant Technology	0	0	0	0	2	0	2
121S	TC Air Conditioning & Re	0	1	0	0	1	0	2
121S	CP Industrial Technology - Mechanical	0	0	0	0	4	0	4
121S	TC Diesel Technology	0	0	0	0	2	0	2

I chose All graduates by ethnicity and this list is the result. You can choose ethnicity, gender or age distributions.

Course Information Page



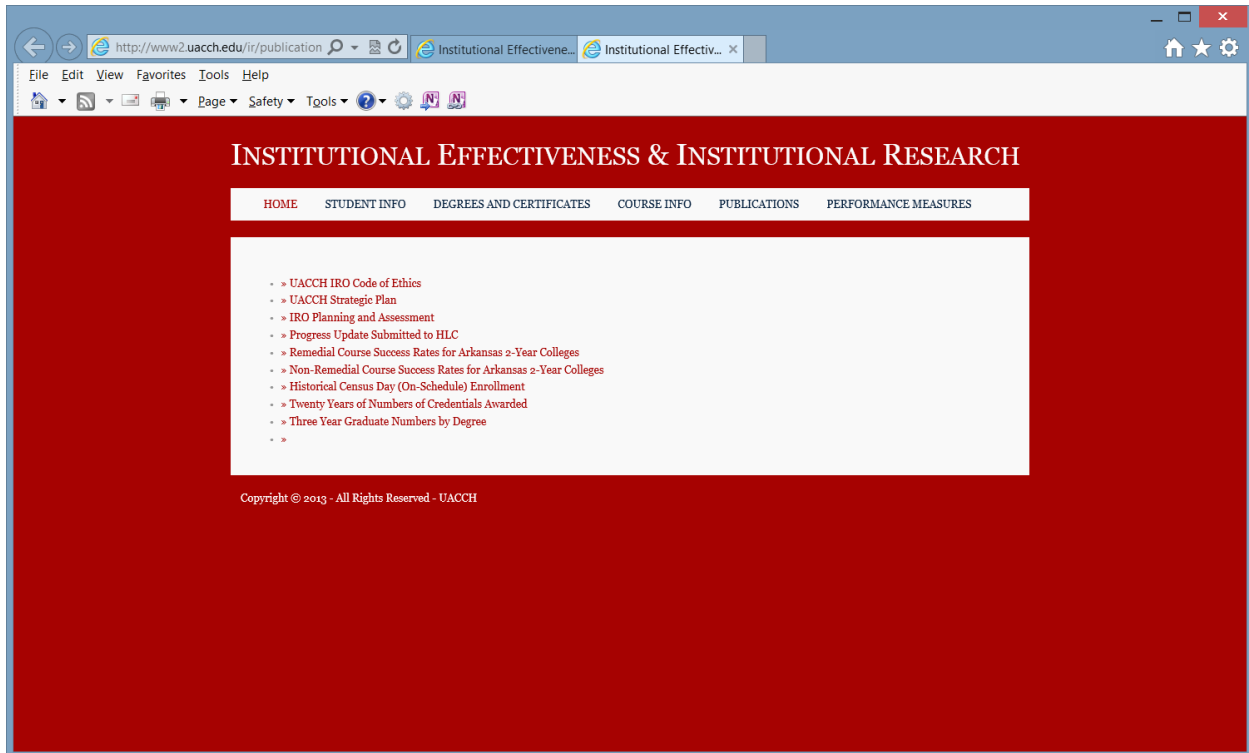
Choose from off-campus classes, Branch Campus (Texarkana), web classes or all courses. You can view All Courses selecting Courses from the drop down and click the All Courses button or choose a specific department.



Here I chose Fall 2012 all web classes. Notice to the right of the screen above the departments you will see a "Export to excel" box that can be checked. If you wish to

export your list, once you have the variables that you want, just check that box and run the list again. The list will pop up in Excel or you will have a window minimized at the bottom of your screen that you can open and save.

Publications



From the Publications button, you will see a list of reports and documents that have been put together so far. This list will grow as I develop new reports (as well as publications that ADHE produces).